

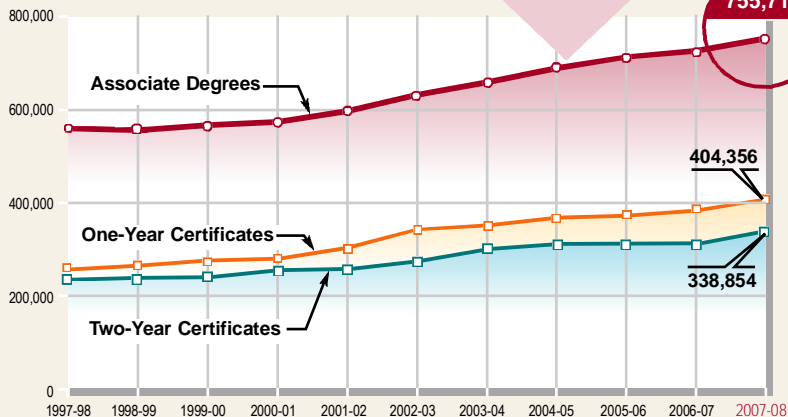
Steady Growth Continues

Ten-Year Trends in Total Associate Degrees and One- and Two-Year Certificate Conferrals: 1998-2008

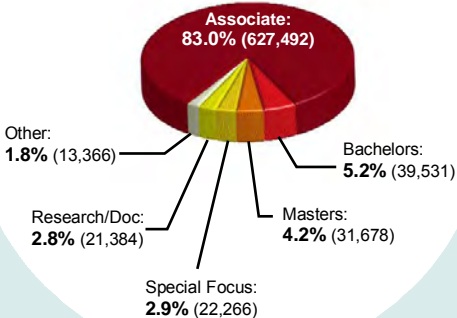
Year	One-Year Certificate	Two-Year Certificate	Associate Degree	Grand Total
1997-98	251,587	233,043	558,555	1,043,185
1998-99	258,338	240,716	559,954	1,059,008
1999-00	275,155	255,396	564,933	1,095,484
2000-01	275,991	250,103	578,865	1,104,959
2001-02	303,833	253,083	595,133	1,152,049
2002-03	342,478	275,173	632,912	1,250,563
2003-04	350,781	300,209	665,301	1,316,291
2004-05	368,758	313,033	696,660	1,378,451
2005-06	374,222	310,179	713,066	1,397,467
2006-07	385,530	311,753	728,118	1,425,401
2007-08*	404,356	338,854	755,717	1,498,927
Pct. Change last year	4.9%	8.7%	3.8%	1.4%
Avg. Annual Pct. Change	4.9%	3.8%	3.1%	3.7%

*Based on preliminary totals. Most associate conferring institutions are included but the numbers may change slightly when the final datasets are released, especially for one- and two-year certificates.

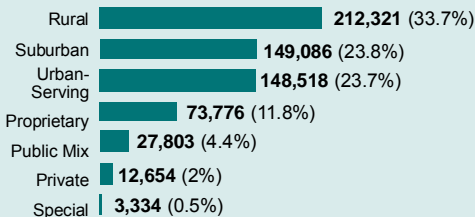
Ten-Year Trend Lines, 1998-2008



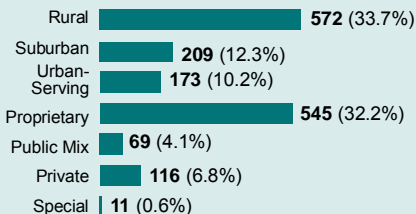
**Associate Degrees
Conferred in 2007-08 by
Carnegie Degree Level/Institution Type**



Associate Degrees Conferred in 2007-08 by Carnegie Associate Institutions with New Typology



Number of Institutions within New Typology



Percentage Change in Associate Degrees Conferred Among Carnegie Associate Institutions Over Last Five Years

